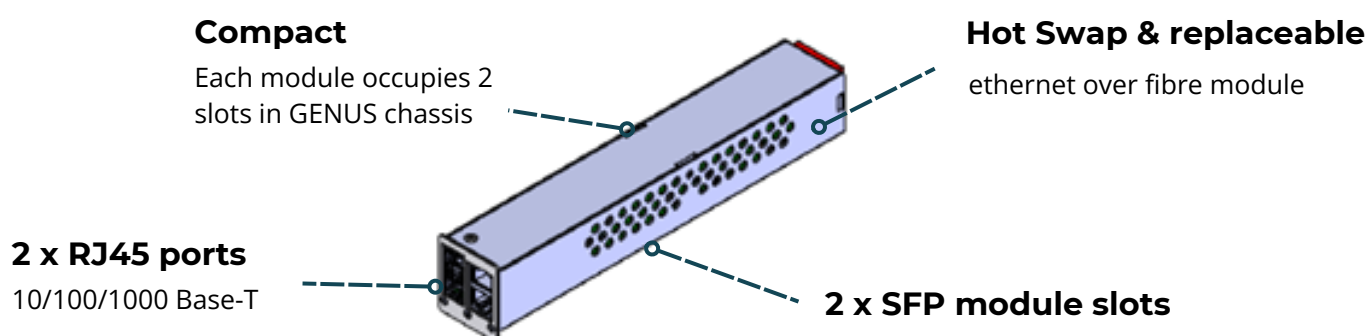


## StingRay Ethernet Over Fibre Genus Module

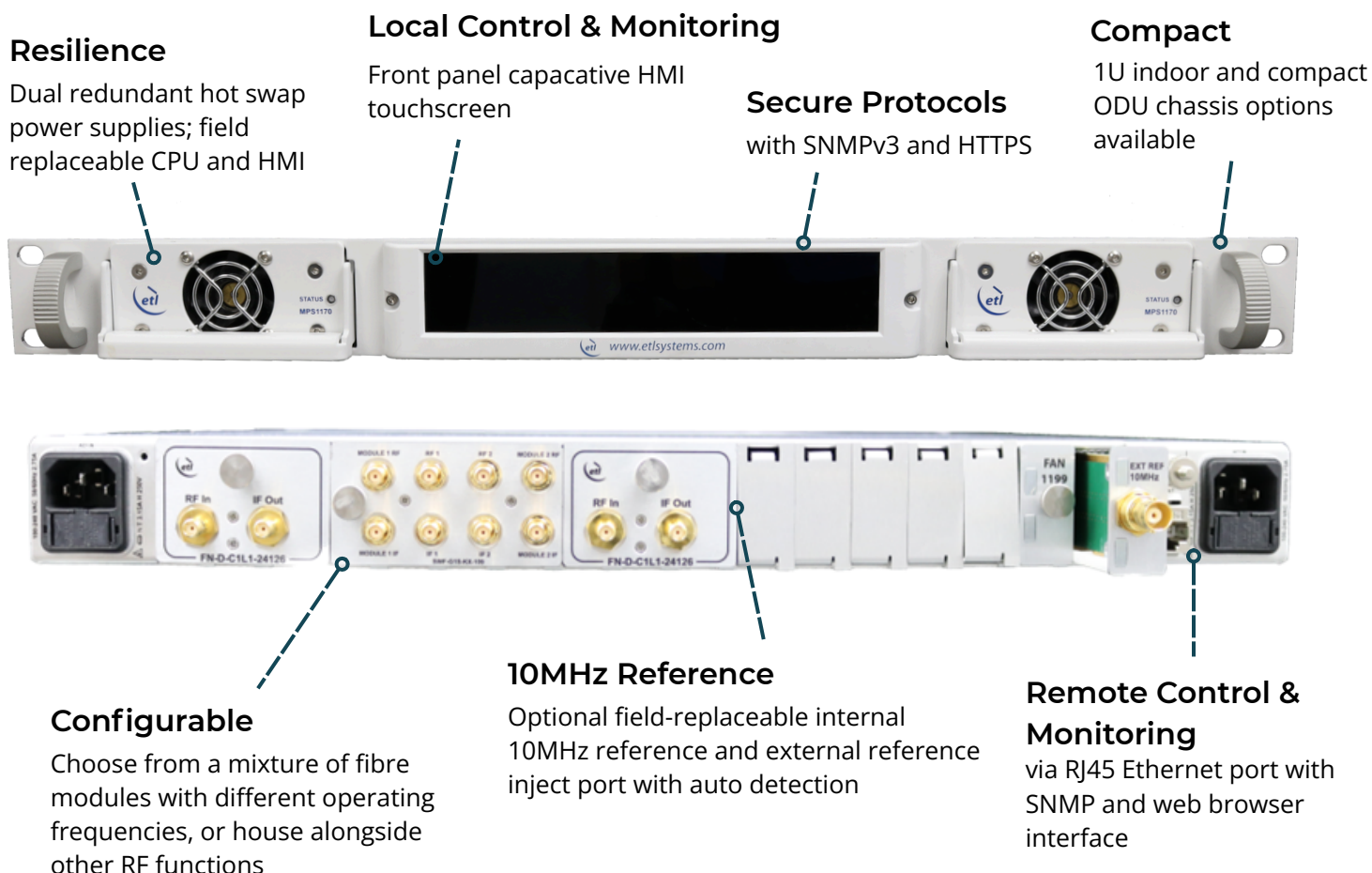
Optical Ethernet double width module, 2x RJ-45 + 2xSFP Slots

SRY-G1S-DA-165 is an electrical data to optical SFP module bi-directional link. The module is double width occupying two 1U chassis slots. There are two Ethernet Ports RJ-45 10/100/1000BASE-T and two Gigabit Ethernet SFP module slots; two fibres are required for each standard SFP slot, since the operation is bi-directional. Alternatively BiDi SFP module could be used for single fibre operation. Ports are connected via an unmanaged Ethernet switch. The SFP modules are available with LC optical connectors, flat polished. It is intended for use in ETL's Genus 1U Series chassis and ODUs.

### Module

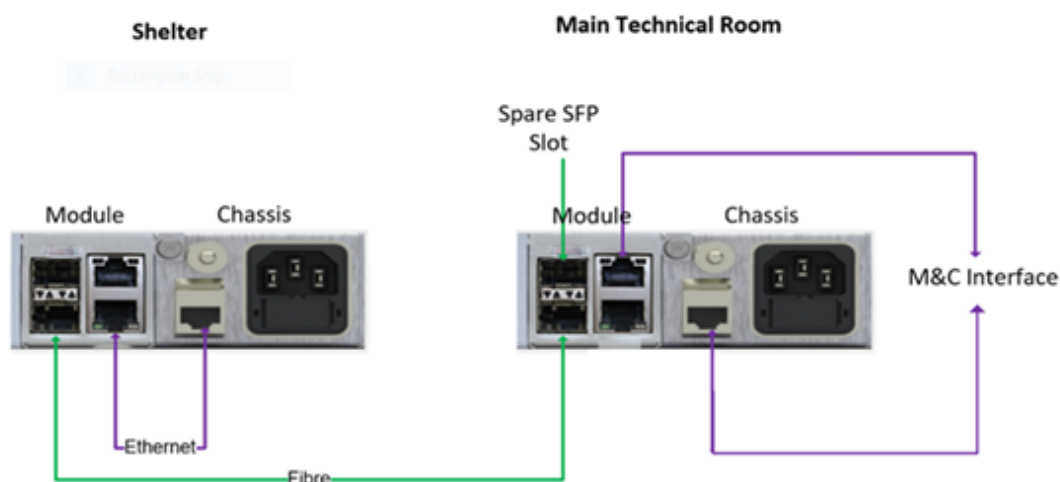


### Chassis



RF Parameters		
Model Number	SRY-G1S-DA-165	
Copper Ethernet Ports	2x10/100/1000BASE-T RJ-45 (Up to Gigabit Ethernet)	
Optical Ethernet Ports	2x SFP module slot	
Optical Connector	LC duplex, Single mode fibre (Other connector options are available upon request. Not angle polished)	
Optical Wavelength	Customer Selectable	
Power Consumption (W)	TBD (max. consumption at steady state)	
MTBF	TBD	
Control	Local and Remote	Local front panel control. See chassis spec. Remote control via chassis Ethernet. 10/100Base T. TCP/IP, SNMP, web browser
Temperature Monitors	Each module monitored	All are independently monitored and reported
Operating Temperature	-40 °C to +55 °C	
Storage Temperature	-40 °C to 85 °C	
Location	Indoor	Outdoor mounting as part of ETL ODU only
Humidity	20% to 90% non-condensing relative humidity	
Altitude	10,000 feet AMSL	
Weight	0.2 kg	
Dimensions	39 x 40 x 233 mm	

## Typical Application



Note 1: The specification is subject to regular reviews and will be updated from time to time as part of our continuing product development and improved spec accuracy.  
 Note 2: Operation beyond the quoted limits stated above may cause instantaneous and permanent damage.