

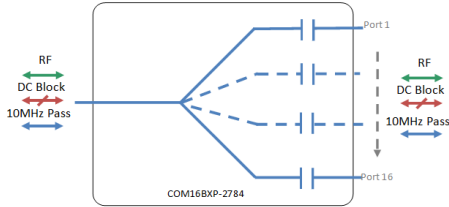


Model Number:  
**COM16BXP-2784**

RF Components

# 16-Way Broadband Passive Splitter/Combiner

1 - 3000 MHz




- 10MHz Pass
- DC Blocked

Available with RF connector options:

- 50 Ω SMA
- 50 Ω N-type
- 50 Ω BNC



**1 - 3000 MHz**  
Operating frequency range.



**Compact**  
Housed in rugged compact enclosure



**Flexible Mounting**  
Tapped screw & through hole mounting options

RF Parameters				
COM16BXP-2783		S5S5	N5N5	B5B5
Frequency Range		1 - 3000 MHz		
RF Connectors		50Ω SMA	50Ω N-Type	50Ω BNC
Insertion Loss (dB)*		13±1	13±1	13±1
Flatness ± (dB)		±1	±1	±1
Input Return Loss (dB)	Typ.	24	24	24
	Min	18	18	18
Output Return Loss (dB)	Typ.	24	24	24
	Min	18	18	18
Isolation (dB)	Typ.	18	18	18
Amplitude Balance (dB)		≤ 0.5	≤ 0.5	≤ 0.5
Phase Balance (Φ)		≤ 160°	≤ 160°	≤ 160°
Above Theoretical*				
*To ports which are applicable				

## Broadcast



## Marine Oil & Gas



## SNG & VSAT



## Satellite Teleport





RF Components

Model Number:  
**COM16BXP-2784**

16-Way Broadband Passive Splitter/combiner

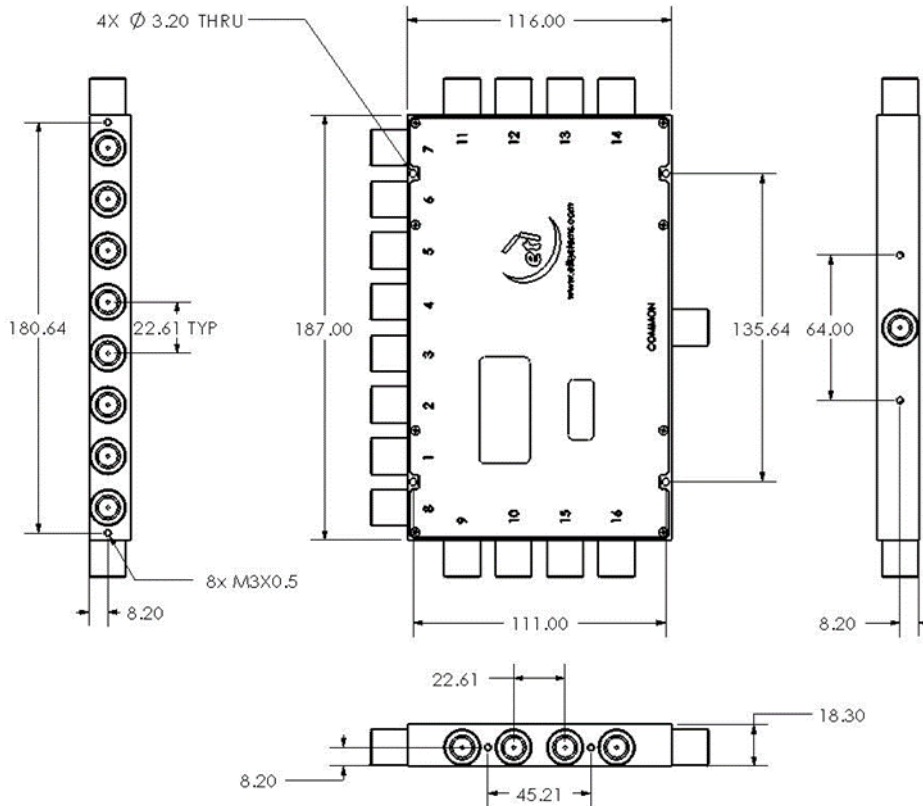
**Technical specifications and operating parameters**

Environmental	
Operating Temperature	0°C to +45°C
Storage Temperature	-20°C to +75°C
Location	Indoor use Only
Humidity	Max 85% non-condensing
Altitude	Max 10,000 feet

Max Operating Parameters	
Input RF Power	+21 dBm (63mW)
DC Voltage	35V on any RF port
DC Current	Max n/a

**!** Operation beyond these limits may cause instantaneous and permanent damage.

**Physical Dimensions (mm)**



Note: The specification is subject to regular reviews and will be updated from time to time as part of our continuing product development and improved specification accuracy.

ETL SYSTEMS LIMITED  
Coldwell Radio Station  
Madley  
Hereford  
England HR2 9NE

TELEPHONE  
+44 (0)1981 259020  
  
EMAIL  
info@etlsystems.com

FACSIMILE  
+44 (0)1981 259021  
  
WEB  
www.etlsystems.com

