ETL Systems

Excelling in RF Engineering

Model Number:
NGM-102-xxxx

32 x 32 Enigma Extended L-band Distributive Switch Matrix / Router

4th generation Enigma matrix with enhanced RF performance including variable gain –5 dB to +5dB settable per output.

Typical applications:

- RF content acquisition for TVRO &IPTV headends
- Signal monitoring of satellite traffic
- Remote controlled unmanned satcom sites

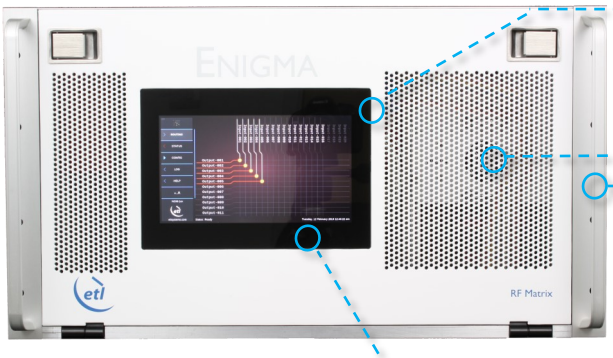

850 - 2450 MHz operating frequency

Suitable for HTS applications due to extended bandwidth

Compact up to 32 inputs x 32 outputs in a 6U high chassis

Upgraded local control & monitoring via front panel capacitive touchscreen



Self diagnostics with continuous monitoring of amplifiers, CPU's & PSU's

Expansion in single increments or with additional matrix modules for larger systems

Minimal impact from failure with hot-swap single input & output RF cards, dual power supplies & dual CPU's, fans

Resilience from dual redundant power supplies & CPU modules



Dry contact alarm port & serial communications for amplifier & power supply status

Remote control & monitoring via RJ45 Ethernet port with SNMP & web browser interface

ETL Systems

Excelling in RF Engineering

Model Number:
NGM-102-xxxx

Technical specifications and operating parameters

RF Parameters					
Capacity		32 inputs x 32 outputs, fully populated			
Routing		Distributive, non-blocking		Any input can be connected to any number of outputs	
Frequency Range		850-2450 MHz (Extended L-band)			
Gain		0±1 Typical, mean across band			
Gain Control		-5 to +5 in 0.5dB steps		Settable at each output	
RF Connectors		50Ω SMA	50Ω BNC	75Ω BNC	75Ω F-type
		All ports DC blocked			
Gain Flatness Any 36MHz	Full band	±1.0 dB	±1.0 dB	±1.5 dB	±1.5 dB
	< 2150 MHz	±0.25 dB	±0.25 dB	±0.50 dB	±0.50 dB
	> 2150 MHz	±0.50 dB	±0.50 dB	±0.75 dB	±0.75 dB
Input Return Loss	Typical	20 dB	20 dB	16 dB	16 dB
	Minimum	16 dB	16 dB	10 dB	10 dB
Output Return Loss	Typical	18 dB	18 dB	16 dB	16 dB
	Minimum	14 dB	14 dB	10 dB	10 dB
Isolation (min between any 2 ports)	I/P - O/P	60 dB			
	I/P - I/P	75 dB			
	O/P - O/P	75 dB			
Group Delay		≤ 1 ns across operational bandwidth			
Noise Figure	Typical	16 dB		Typical, 1 input routed to 1 output	
	Maximum	18 dB			
1dB GCP (dBm)		+8 dBm output power			
OIP3	Typical	22 dBm			
	Minimum	20 dBm			
OIP2	Typical	32 dBm			
	Minimum	30 dBm			
Switching Time		< 50ms from receipt of a command to implementation of path change			
Input RF Power		+ 20 dBm		Absolute maximum	

System Control	
Local Control	Via Front Panel capacitive touchscreen
Remote Control	Serial (RS232 or RS422/485) and Ethernet port via RJ45 10BaseT/100 BaseTx. TCP/IP, SNMP & Web browser interface.
Alarms	Dry contact (D-type) & Ethernet (RJ45) for PSU & Amp. status

Power			
PSU Power		85-264Vac 50-60Hz	Fused 2A
AC Consumption		150W	Max. consumption at steady state
LNB Power		None	
PSU		Dual redundant & alarmed	Diode OR. Hot swappable
Hot-swap PSU		Yes	
CPU Redundancy		Dual redundant	Hot swappable
Input Cards		Hot swap	Failure effects only one input port
Output Cards		Hot swap	Failure effects only one output port
MTTR		20 mins. 15 mins to retrieve spare part, 5 mins to replace.	Applies to LRUs only and assumed in house stock
MTBF	Chassis	271,444	Chassis excludes HMI & RF cards
	Switch card	270,297	
	Divider card	317,227	

Environmental	
Operating temperature	0 to 45˚C
Storage temperature	-20˚C to +75˚C
Location	Indoor use only
Humidity	20 to 90% non-condensing
Altitude (operational)	10,000 feet AMSL (Above Mean Sea Level)
Altitude (storage)	30,000 feet AMSL (Above Mean Sea Level)

Physical	
Dimensions	6U high x 450mm deep x 19" wide
Weight	35 kg, fully populated
Colour	RAL9003—White (Semi-Matte)

Note 1: The specification is subject to regular reviews and will be updated from time to time as part of our continuing product development and improved spec accuracy.
Note 2: Operation beyond the quoted limits stated above may cause instantaneous and permanent damage.

ETL SYSTEMS LIMITED
Coldwell Radio Station
Madley
Hereford
England HR2 9NE

TELEPHONE
+44 (0)1981 259020

EMAIL
info@etlsystems.com

FACSIMILE
+44 (0)1981 259021

WEB
www.etlsystems.com