

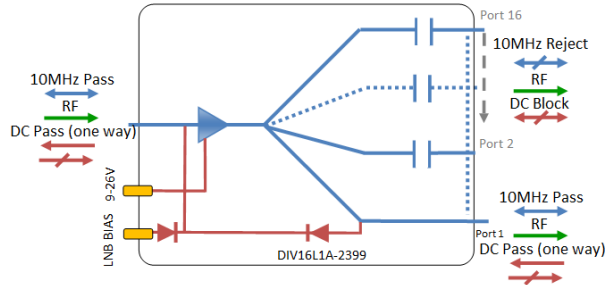


RF Components

16-way L-band Active Splitter

850-2150 MHz

Model Number:
DIV16L1A-2399



- 10MHz and DC pass from common port to port-1
- All other ports are DC & 10MHz blocked
- Unity gain
- Current flow is restricted in one direction, into the common port only
- There is a separate DC inject port to facilitate LNB bias

Available with RF connector options:


- 50 Ω SMA
- 50 Ω N-type
- 50 Ω BNC
- 75 Ω BNC
- 75 Ω F-type

9-26V
External DC
powering

Compact
Housed in
rugged compact
enclosure

850-2150 MHz
Operating frequency
range.

**Flexible
Mounting**
Tapped screw &
through hole
mounting options



RF Parameters						
DIV16L1A-2399		S5S5	N5N5	B5B5	B7B7	F7F7
Frequency Range		850-2150 MHz				
RF Connectors		50Ω SMA	50Ω N-Type	50Ω BNC	75Ω BNC	75Ω F-Type
Mean Gain (dB)		0±1.5	0±1.5	0±1.8	0±2.0	0±2.0
Flatness ± (dB)		1.0	1.0	1.2	1.5	1.5
Input Return Loss (dB)	Typ.	14	14	12	10	10
	Min	11	11	10	8	8
Output Return Loss (dB)	Typ.	16	16	13	10	10
	Min	12	12	10	8	8
Output P1dB GCP* (dBm)	Typ.	2	2	2	2	2
	Min	0	0	0	0	0
Isolation (dB)	Typ.	16	16	16	16	16
Output IP3 (dBm)	Typ.	12	12	12	12	12
Noise Figure (dB)	Typ.	14	14	14	14	14

*GCP (Gain Compression Point)
10MHz Insertion Loss is ± 3dB on Port 1

Broadcast



Marine Oil & Gas



SNG & VSAT



Satellite Teleport



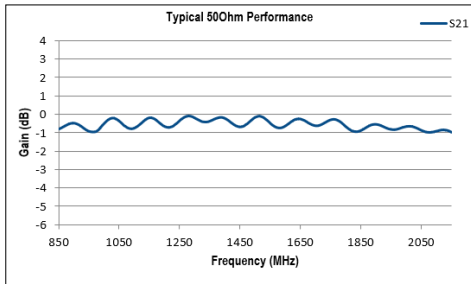


RF Components

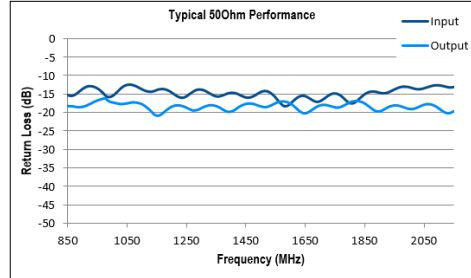
Model Number:
DIV16L1A-2399

16-way L-band Active Splitter

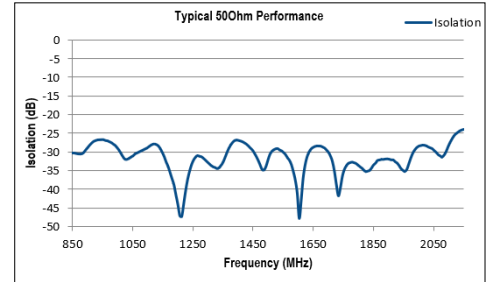
Technical specifications and operating parameters



Gain (dB)



Return Loss (dB)



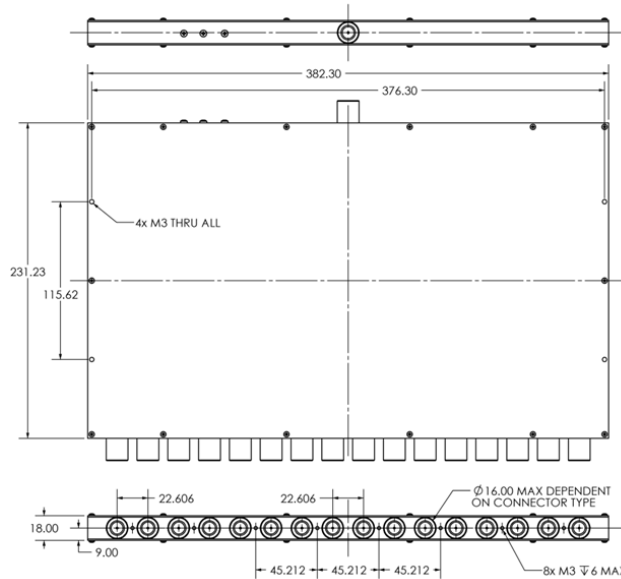
Isolation (dB)

Environmental		
Operating Temperature		0°C to +45°C
Storage Temperature		-20°C to +75°C
Location		Indoor use Only
Humidity	Max	85% non-condensing
Altitude	Max	10,000 feet

Max Operating Parameters		
Input RF Power		+16 dBm (40mW)
DC Voltage		30V on any RF port
DC Current	Max	500mA
DC Consumption		100mA Max, 80mA typical

! Operation beyond these limits may cause instantaneous and permanent damage.

Physical Dimensions (mm)



Note: The specification is subject to regular reviews and will be updated from time to time as part of our continuing product development and improved specification accuracy.

ETL SYSTEMS LIMITED
Coldwell Radio Station
Madley
Hereford
England HR2 9NE

TELEPHONE
+44 (0)1981 259020

EMAIL
info@etlsystems.com

FACSIMILE
+44 (0)1981 259021

WEB
www.etlsystems.com

