

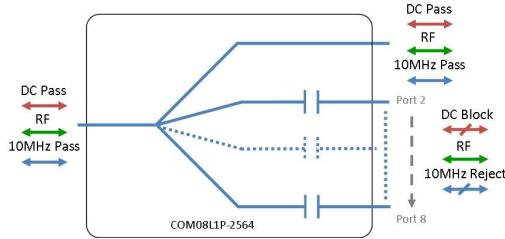


Model Number:  
**COM08L1P-2564**

Components  
RF Engineering by Design

# 8 -Way L-Band Passive Splitter/Combiner

## 850 - 2150MHz



- 1 port 10MHz & DC pass
- All other ports 10MHz & DC blocked

Available with RF connector options:

- 50 Ω SMA
- 50 Ω N-type
- 50 Ω BNC
- 75 Ω BNC
- 75 Ω F-type.



**850-2150 MHz**  
Operating frequency range. L-Band ready



**Compact**  
Housed in rugged compact enclosure

**Flexible Mounting**  
Tapped screw & through hole mounting options

# Passive

RF Parameters						
COM08L1P-2564-XXXX	S5S5	N5N5	B5B5	B7B7	F7F7	
Frequency Range	850 - 2150MHz					
RF Connectors	50Ω SMA	50Ω N-Type	50Ω BNC	75Ω BNC	75Ω F-Type	
Mean Insertion Loss (dB)	1.0±0.5	1.0±0.5	1.0±0.5	1.0±0.6	1.0±0.6	
Flatness ± (dB)	0.8	0.8	0.8	1.4	1.4	
Input Return Loss (dB)	Typ.	12	12	12	8	8
	Min.	8	8	8	6	6
Output Return Loss (dB)	Typ.	14	14	14	9	9
	Min.	10	10	10	6	6
Isolation (dB)	Typ.	23	23	23	23	23
Amplitude Balance (dB)	≤0.3	≤0.3	≤0.3	≤0.5	≤0.5	
Phase Balance (Φ)	≤1.5°	≤1.5°	≤1.5°	≤2.5°	≤2.5°	

The given Insertion Loss specified is the loss above the theoretical limit for a lossless divider  
 10MHz Insertion Loss is up to 3dB above the theoretical loss\*  
 10MHz Rejection is 20dB\*  
 \*To ports which are applicable

### Broadcast



### Marine Oil & Gas



### SNG & VSAT



### Satellite Teleport

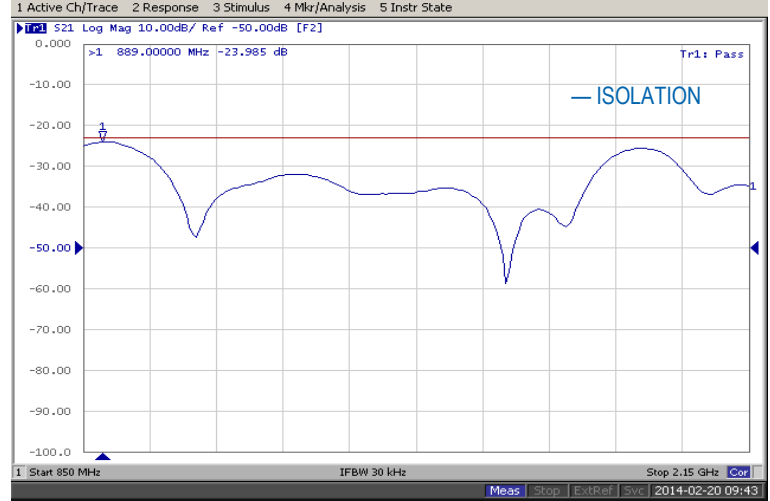
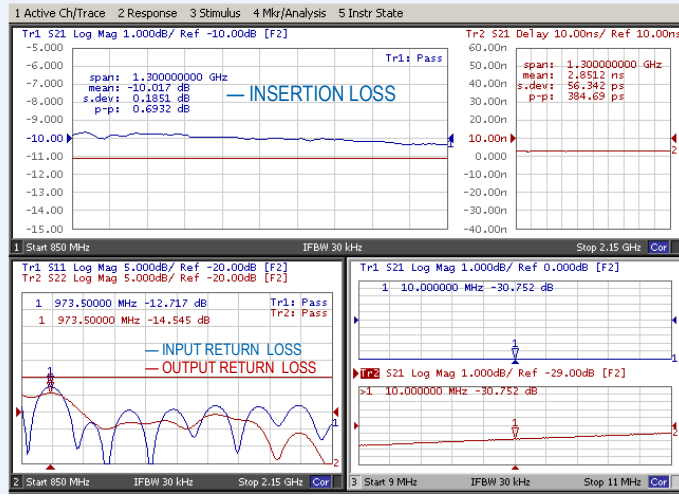




Components  
RF Engineering by Design

Model Number:  
**COM08L1P-2564**  
8-Way L-Band Passive Splitter/Combiner

### Technical specifications and operating parameters

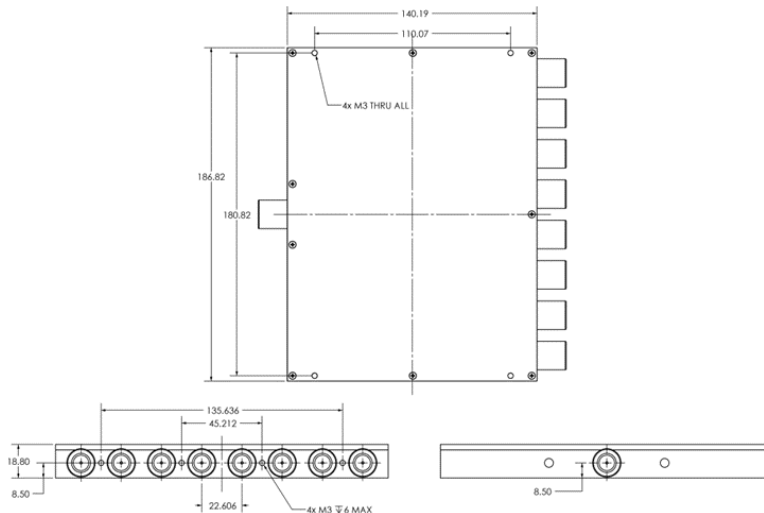


Environmental	
Operating Temperature	0°C to +45°C
Storage Temperature	-20°C to +75°C
Location	Indoor use Only
Humidity	Max. 85% non-condensing
Altitude	Max. 10,000 feet

Max Operating Parameters	
Input RF Power	+37 dBm (5W) as a splitter
Input RF Power	+33 dBm (2W) as a combiner
DC Voltage	35V on any RF port
DC Current	1A

**!** Operation beyond these limits may cause instantaneous and permanent damage.

### Physical Dimensions (mm)



Note: The specification is subject to regular reviews and will be updated from time to time as part of our continuing product development and improved specification accuracy.

ETL SYSTEMS LIMITED  
Coldwell Radio Station  
Madley  
Hereford  
England HR2 9NE

TELEPHONE  
+44 (0)1981 259020  
  
EMAIL  
info@etlsystems.com

FACSIMILE  
+44 (0)1981 259021  
  
WEB  
www.etlsystems.com

