

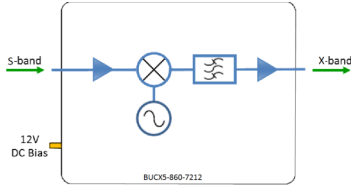


Model Number:
BUCX5-860-7212

RF Components

Non-Inverting Block Up Converter

S to X-band 1.97-2.7 GHz - 8.6 - 9.33 GHz



- High stability frequency conversion and PLL local oscillator set at 6630 MHz
- Requires external 12V DC power
- Fitted with 50 ohm high frequency SMA connectors

RF Parameters		
BUCX5-860-7212		50 ohm SMA
LO Frequency		6630 MHz
X-Band Output Frequency		8600-9330 MHz
S-band IF Input Frequency		1970 -2700 MHz
Input return Loss (dB)	Typ.	28
	Min	18
Output return Loss (dB)	Typ.	25
	Min	16
Frequency Accuracy		±10kHz
Image band rejection	Min	60dB
Output P1dB	Min	+20dBm
Input Power for P1dB	Typ.	-12 dBm ±3dB
Flatness		±1dB
Maximum Input Power (no damage)	Max	0 dBm
LO breakthrough	Max..	-60 dBm
Spurious Signals (in-band) Measured at +10dBm Output	Typ.	-50 dBc
Spurious Signals & Harmonics (DC to LO freq. & 10.5 to 20 GHz)		-60dBc
Phase Noise (Typ.)		-80dBc@1KHz -90dBc@10KHz -95dBc@100KHz -120dBc@1MHz
Group Delay Variation	5 ns (Max.) in any 36MHz	NB: Within the pass band
Power Supply Voltage		+12 V DC ±5%
Current Draw @ +12V DC	Max.	0.75 A

Broadcast



Marine Oil & Gas



SNG & VSAT



Satellite Teleport





RF Components

Model Number:
BUCX5-860-7212

S to X-band 1.97-2.7 GHz - 8.6 - 9.33 GHz

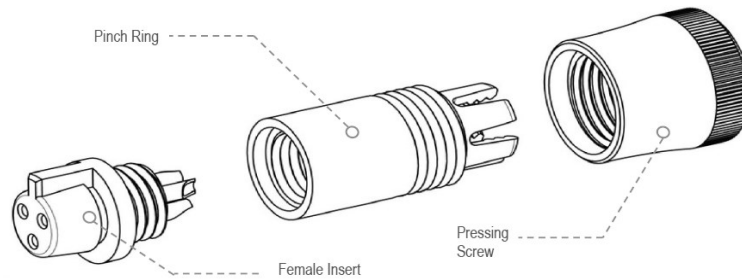
Technical specifications and operating parameters

Environmental		
Operating Temperature		0°C to +40°C
Storage Temperature		-40°C to +85°C
Location		Indoor use Only
Humidity	Max	85% non-condensing
Altitude	Max	10,000 feet

Physical Specification	
Connector Layout	All RF and DC connectors on the same face
Connector Types	RF - SMA Female ,3 Pin male socket DC binder
Mounting Holes	4-Off M4
Cable part no. :	ACC-CON-91021

! Operation beyond these limits may cause instantaneous and permanent damage.

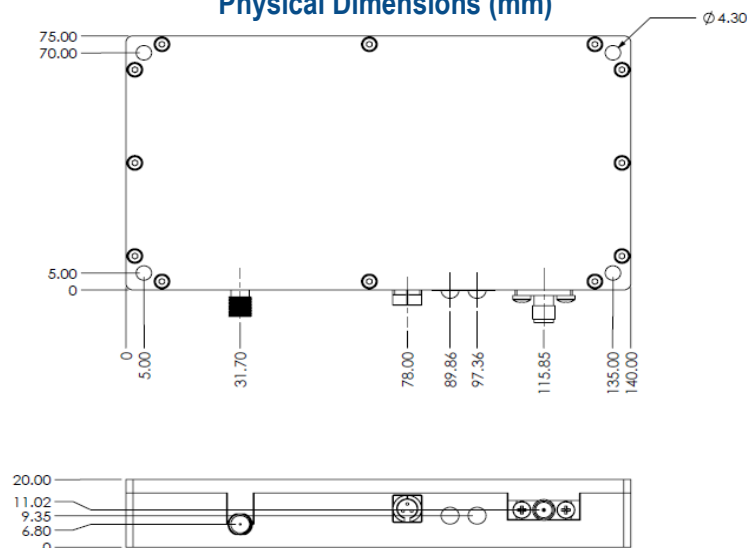
DC binder 3 Pin :



Recommended Wiring

Pin 1 - +12VDC
Pin 2 - GND
Pin 3 - N/C
The chosen cable must be of sufficient capacity to handle 1A

Physical Dimensions (mm)



Note: The specification is subject to regular reviews and will be updated from time to time as part of our continuing product development and improved specification accuracy.

ETL SYSTEMS LIMITED
Coldwell Radio Station
Madley
Hereford
England HR2 9NE

TELEPHONE
+44 (0)1981 259020

EMAIL
info@etlsystems.com

FACSIMILE
+44 (0)1981 259021

WEB
www.etlsystems.com

