

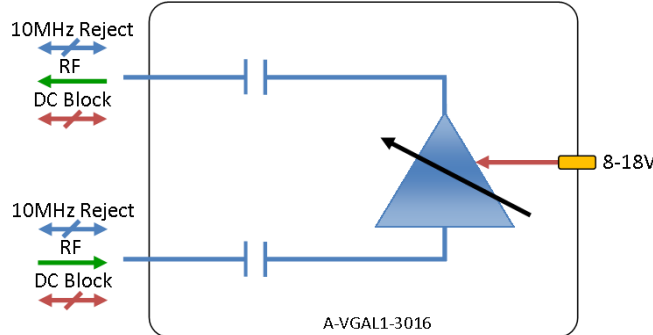


Model Number:
A-VGAL1-3016

RF Components

Variable Gain L-Band Amplifier

850 - 2150 MHz



- 0 to 30dB gain settable in 1dB steps
- Built in regulator
- Requires 8-18V external powering
- All ports 10MHz & DC blocked

Available with RF connector options:

- 50 Ω SMA
- 50 Ω N-type
- 50 Ω BNC
- 75 Ω BNC
- 75 Ω F-type



Compact
Housed in rugged compact enclosure

Flexible Mounting
Tapped screw & through hole mounting options

850-2150 MHz
Operating frequency range. L-Band ready

RF Parameters					
A-VGAL1-3016-XXXX	S5S5	N5N5	B5B5	B7B7	F7F7
Frequency Range	850 - 2150 MHz				
RF Connectors	50Ω SMA	50Ω N-Type	50Ω BNC	75Ω BNC	75Ω F-Type
Gain (dB)	0 - 30	0 - 30	0 - 30	0 - 30	0 - 30
Gain vs Freq. variation (dB)	Typ.	± 0.8	± 0.8	± 1.0	± 1.2
	Max	± 1.2	± 1.2	± 1.4	± 1.5
Input Return Loss (dB)	Typ.	20	20	20	14
	Min	15	15	15	10
Output Return Loss (dB)	Typ.	20	20	20	14
	Min	15	15	15	10
Output P1dB GCP** (dB)	Typ.	15	15	15	15
	Min	12	12	12	12
Output IP3 (dBm)	Typ.	30	30	30	30
Noise Figure (dB)	Typ.	8	8	8	8

NB 10 MHz rejection is 60 dB typ
**Gain Compression Point (measured at max gain)

Broadcast



Marine Oil & Gas



SNG & VSAT



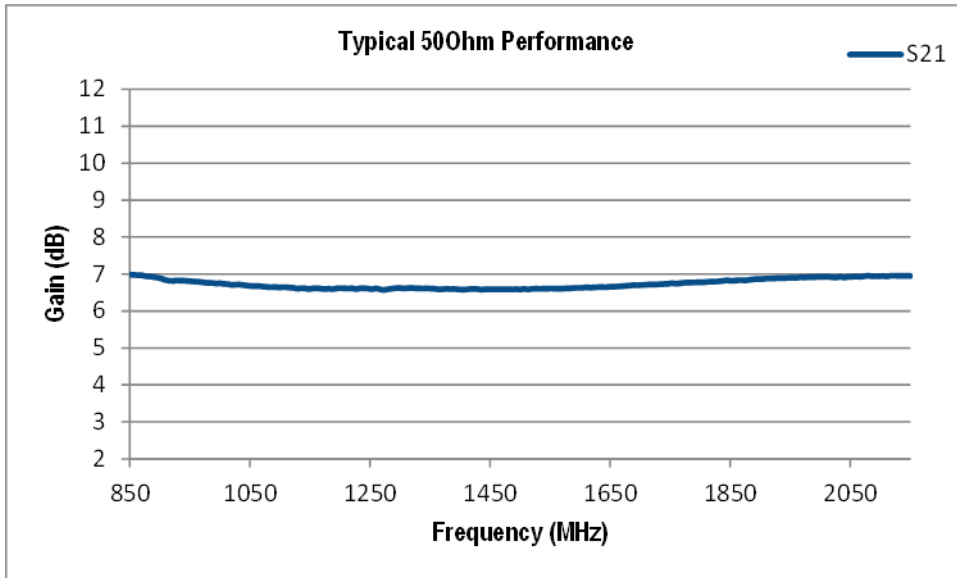
Satellite Teleport



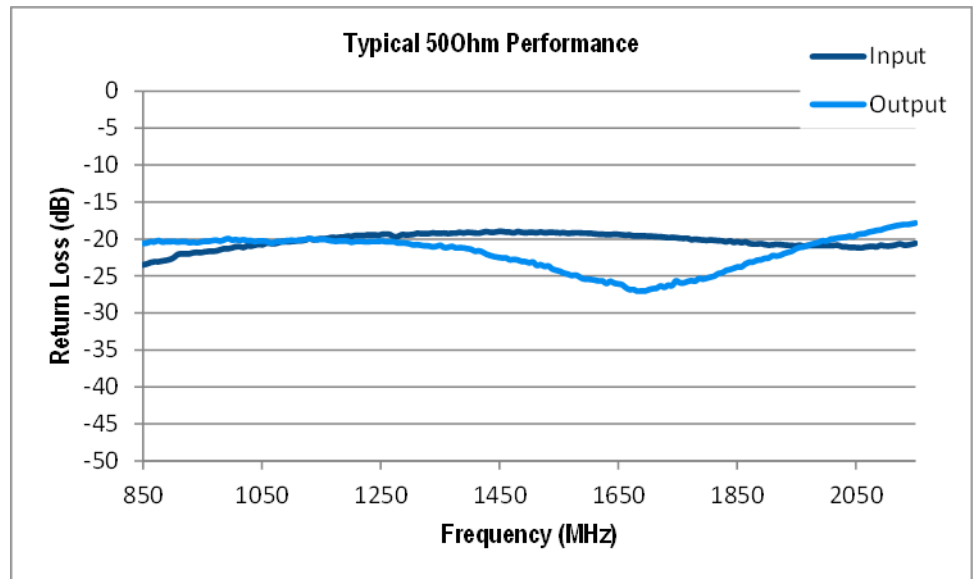


RF Components

Model Number:
A-VGAL1-3016



Gain (dB)



Return Loss (dB)

Broadcast



Marine Oil & Gas



SNG & VSAT



Satellite Teleport

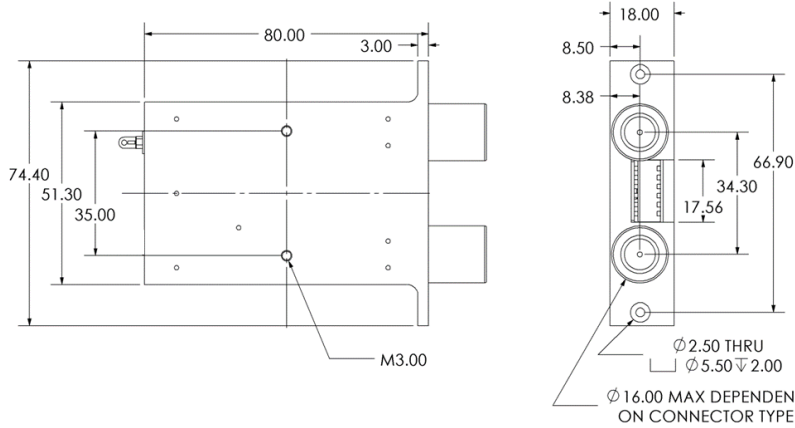




RF Components

Model Number:
A-VGAL1-3016
Variable Gain L-Band Amplifier

Physical Dimensions (mm)



Environmental	
Operating Case Temperature	-10°C to +55°C
Storage Temperature	-20°C to +85°C
Location	Indoor use Only
Humidity	Max 85% non-condensing
Altitude	Max 10,000 feet

Max Operating Parameters	
Input RF Power	+24dBm (40mW)
DC Voltage	Requires 8-18V external powering
DC Current	500mA

! Operation beyond these limits may cause instantaneous and permanent damage.

Gain Setting							Notes
Switch Settings	1	2	3	4	5	6	
Attenuation	16	8	4	2	1	n/a	Attenuation settings when the selected switch is at ON state
Max Gain	1	1	1	1	1	n/a	Max gain (0dB attenuation setting)
Min Gain	0	0	0	0	0	n/a	Min gain (31dB attenuation setting)



VGA Mounting Panel
 Now available for mounting in our Scorpion 19" 1U chassis Model: SCP-1U-10

Note: The specification is subject to regular reviews and will be updated from time to time as part of our continuing product development and improved specification accuracy.

ETL SYSTEMS LIMITED
 Coldwell Radio Station
 Madley
 Hereford
 England HR2 9NE

TELEPHONE
 +44 (0)1981 259020

 EMAIL
 info@etlsystems.com

FACSIMILE
 +44 (0)1981 259021

 WEB
 www.etlsystems.com

