



RF Components

Model Number:
A-LNAXX-363XXX

Wideband Low Noise Amplifiers

- Wide Band, 1-20GHz
- 27dB Typical Gain
- Low NF, 3dB at 25°C
- Flat Response
- Low Voltage



Amplifier

RF Specifications

Model No.	Frequency Range (GHz)	Small Signal Gain (dB)	Gain Flatness (+/-dB)	Noise Figure (dB)		P1dB (dBm)		VSWR (:1) max.		Output Third Order Intercept Point OIP3 (dBm)	Saturated output Power, Psat (dBm)
		Typ	Typ	Typ	Max	Typ	Min	In	Out	Typ	Typ
A-LNACX-363002	1-6	27	1.25	3.5	5.0	14	12	2.5	2.0	26	17
A-LNAKX-363003	1-12	27	1.25	3.5	5.0	13	10	2.5	2.0	25	16
A-LNAKX-363004	1-20	25	2.5	4.5	7.0	11.5	8.5	2.5	2.8	22	15
A-LNAKX-363005	2-18	25	2.0	5.5	7.0	11	8	2.0	2.8	22	15

Note 1: The specification provided is at nominal bias voltage and at 25°C unless otherwise specified

Note 2: The specification is subject to regular reviews and will be updated from time to time as part of our continuing product development and improved spec accuracy.

Note 3: Operation beyond the quoted limits stated above may cause instantaneous and permanent damage.

Broadcast



Marine Oil & Gas



SNG & VSAT



Satellite Teleport





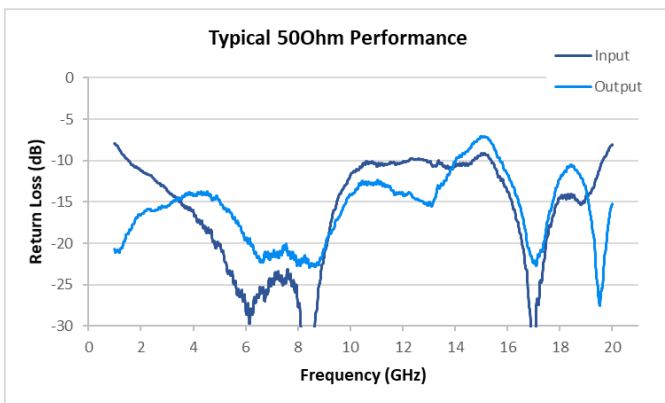
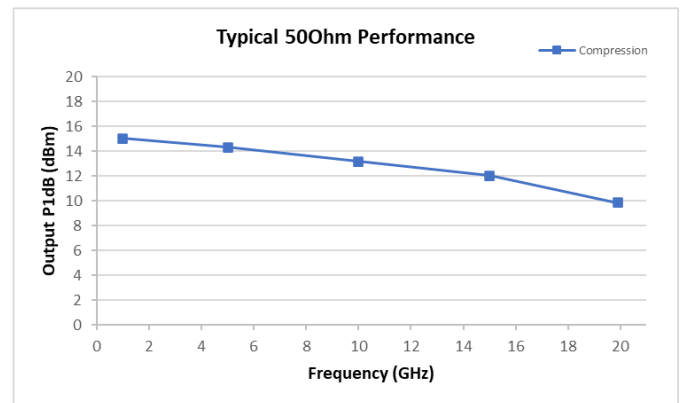
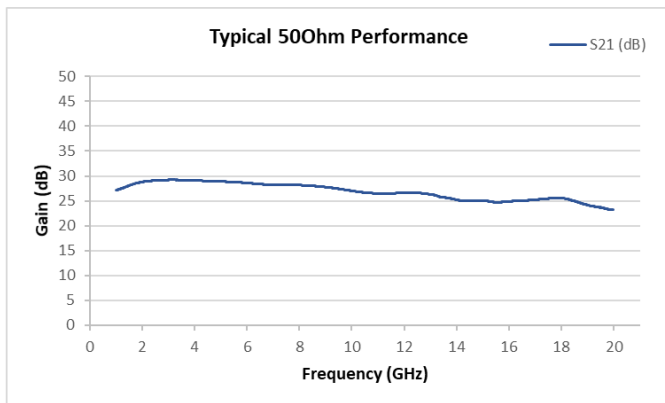
RF Components

Technical specifications and operating parameters

RF Connectors and Bias conditions			
Input and Output Ports	SMA Female		
DC Supply (typ)	+5V to +6V and 150mA		
Gain coefficient over temperature (Typ)	0.03dB/°C at 6GHz	0.04 dB/°C at 12GHz	0.06 dB/°C at 20GHz

Environmental	
Operating Temperature	-20 to + 85C

Typical Plots for Model A-LNAKX-363005



Note 1: The specification provided is at nominal bias voltage and at 25°C unless otherwise specified

Note 2: The specification is subject to regular reviews and will be updated from time to time as part of our continuing product development and improved spec accuracy.

Note 3: Operation beyond the quoted limits stated above may cause instantaneous and permanent damage.

Broadcast



Marine Oil & Gas



SNG & VSAT



Satellite Teleport

