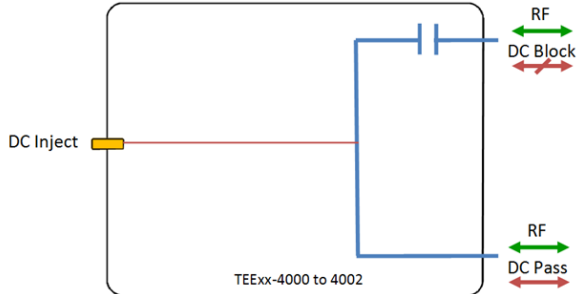




Model Number:
TEEL1-4002

RF Components

L-Band Bias TEE



- 48V & 500mA DC rated
- Fitted with LED bias indicator

Available with RF connector options:

- 50 Ω SMA
- 50 Ω N-type
- 50 Ω BNC
- 75 Ω BNC
- 75 Ω F-type.

Flexible Mounting
Tapped screw & through hole mounting options

Compact
housed in rugged compact enclosure

DC
External DC powering

850-2150 MHz
operating frequency range. L-Band ready



RF Parameters					
TEEL1-4000-XXXX	S5S5	N5N5	B5B5	B7B7	F7F7
Frequency Range	850 - 2150 MHz				
RF Connectors	50 Ω SMA	50 Ω N-Type	50 Ω BNC	75 Ω BNC	75 Ω F-Type
Mean Insertion Loss (dB)	0.2 \pm 0.2	0.2 \pm 0.2	0.2 \pm 0.2	0.6 \pm 0.3	0.6 \pm 0.3
Flatness \pm (dB)	0.3	0.3	0.3	0.5	0.5
Input Return Loss (dB)	16	16	15	10	10
	14	14	14	8	8
Output Return Loss (dB)	16	16	15	10	10
	10	10	10	8	8

Broadcast



Marine Oil & Gas



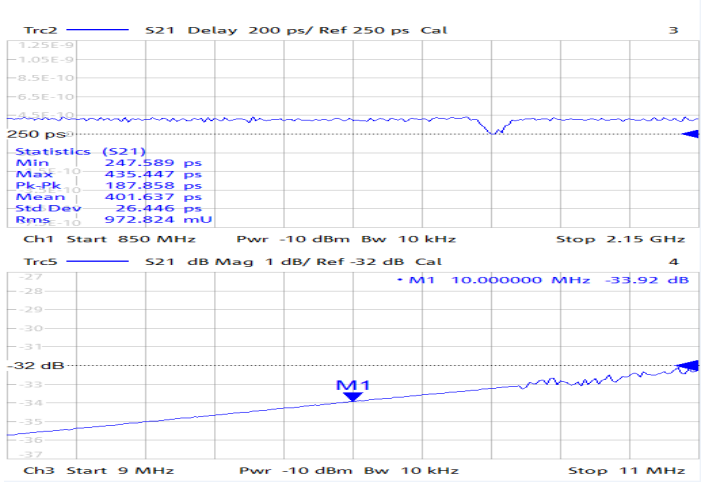
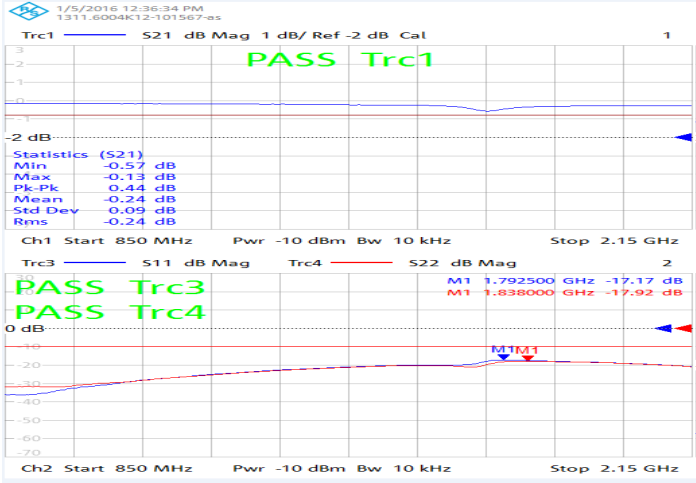
SNG & VSAT



Satellite Teleport



Technical specifications and operating parameters

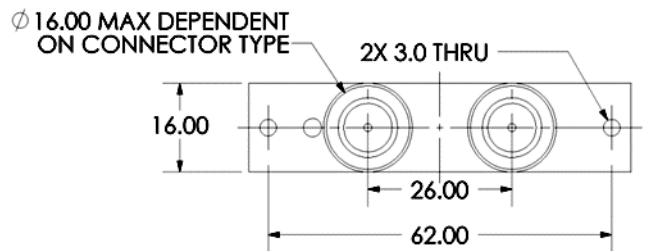
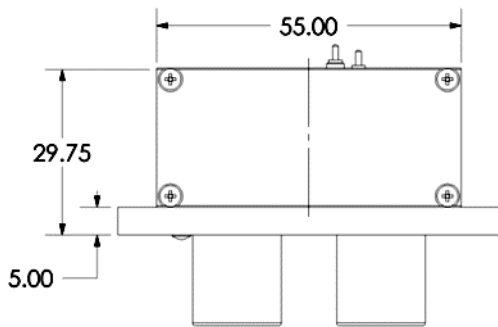


Environmental	
Operating Temperature	0°C to 45°C
Storage Temperature	-20°C to +75°C
Location	Indoor use Only
Humidity	85% non-condensing
Altitude	10,000 feet

Max Operating Parameters	
Input RF Power	+37 dBm (125mW)
DC Voltage	48V on any RF port
DC Current	0.5A

! Operation beyond these limits may cause instantaneous and permanent damage.

Physical Dimensions



Note 1: The specification is subject to regular reviews and will be updated from time to time as part of our continuing product development and improved spec accuracy.
Note 2: Operation beyond the quoted limits stated above may cause instantaneous and permanent damage.



RF Components

Model Number:
TEEL1-4002
 10MHz L-Band Bias Tee

DC Connector Options

We are able to offer the following options for connecting external DC power supplies:

Option 1

As standard our units are supplied with a feed-thru port for external soldering of power supply cable.

Option 2

For a Male Molex DC connector supplied on the Bias TEE please use the model number and add "/1" eg. TEEL1-4007-N5N5/1

Option 3

For a Female Molex socket and cable assembly please use the model number: CABMLX-1500-F or refer to the ETL accessories section on our website.



External Power Supplies

PSU Range			
Model Number	Input	Output	Other
PSU12F125-9701-SLP	100-240V (AC), 0.6A	12V (DC), 1.25A	Solder pin output
PSU12F125-9701-ML2	100-240V (AC), 0.6A	12V (DC), 1.25A	Female 3 pin Molex socket
PSU48F150-9703-SLP	100-240V (AC), 2.5A	48V (DC), 3.13A	Solder pin output
PSU48F150-9703-ML2	100-240V (AC), 2.5A	48V (DC), 3.13A	Female 3 pin Molex socket
Pricing available on request			

PSU12F125-9701



Broadcast



Marine Oil & Gas



SNG & VSAT



Satellite Teleport

