

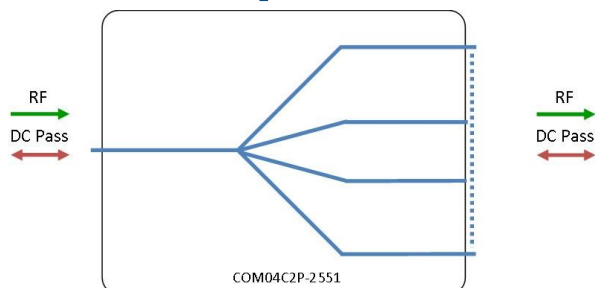


RF Components

Model Number:
COM04C2P-2551

4-Way C-Band Passive Splitter/Combiner

5.9 - 6.5 GHz



- All RF ports DC pass

Available with RF connector options:

- 50 Ω SMA
- 50 Ω N-type



5.9 - 6.5 GHz

Operating frequency range. C-Band ready



Compact

Housed in rugged compact enclosure



Flexible Mounting

Tapped screw & through hole mounting options

RF Parameters

COM04C2P-2551-XXXX		S5S5	N5N5
Frequency Range		5.9 - 6.5 GHz	
RF Connectors		50 Ω SMA	50 Ω N-Type
Insertion Loss (dB)	Typ.	1.2	1.4
	Max	2.0	2.8
Flatness \pm (dB)		0.5	0.5
Input Return Loss (dB)	Typ.	15	12
	Min	10	8
Output Return Loss (dB)	Typ.	15	12
	Min	10	8
Isolation (dB)		23	20
Amplitude Balance (dB)		≤ 0.2	≤ 0.2
Phase Balance (Φ)		$\leq 4^\circ$	$\leq 4^\circ$
The given Insertion Loss specified is the loss above the theoretical limit for a lossless divider			

Broadcast



Marine Oil & Gas



SNG & VSAT



Satellite Teleport



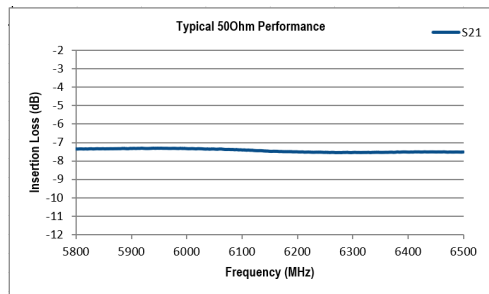


RF Components

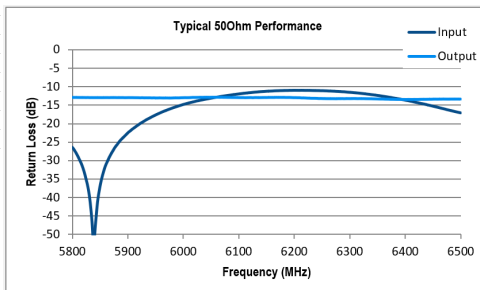
Model Number:
COM04C2P-2551

4-Way C-Band Passive Splitter/Combiner

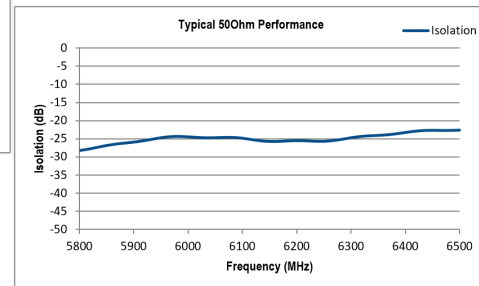
Technical specifications and operating parameters



Insertion Loss



Return Loss



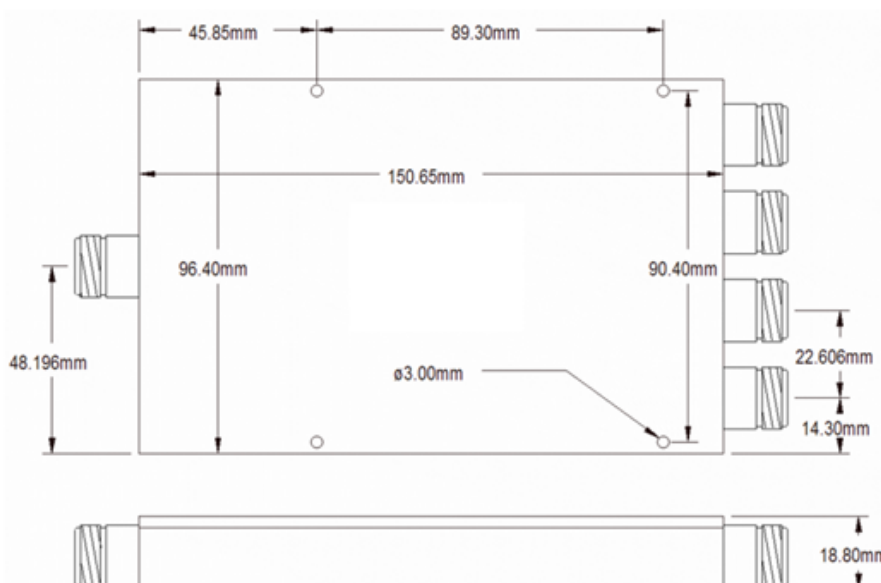
Isolation

Environmental	
Operating Temperature	0°C to +45°C
Storage Temperature	-20°C to +75°C
Location	Indoor use Only
Humidity	Max. 85% non-condensing
Altitude	Max. 10,000 feet

Max Operating Parameters	
Input RF Power	+37 dBm (5W)
DC Voltage	50V on any RF port
DC Current	500mA on any RF port

! Operation beyond these limits may cause instantaneous and permanent damage.

Physical Dimensions (mm)



Note: The specification is subject to regular reviews and will be updated from time to time as part of our continuing product development and improved specification accuracy.

ETL SYSTEMS LIMITED
Coldwell Radio Station
Madley
Hereford
England HR2 9NE

TELEPHONE
+44 (0)1981 259020

EMAIL
info@etlsystems.com

FACSIMILE
+44 (0)1981 259021

WEB
www.etlsystems.com

