


16-way Passive L-band Splitter/Combiner



COM16L1P-2526 is a 16-way passive L-band splitter/combiner with 10MHz and DC pass on all ports.

This component is available with the following RF connector options: 50 Ω SMA, N-type, BNC and 75 Ω BNC or F-type.

Summary table for RF performance over L-band operation, 850 MHz to 2150 MHz

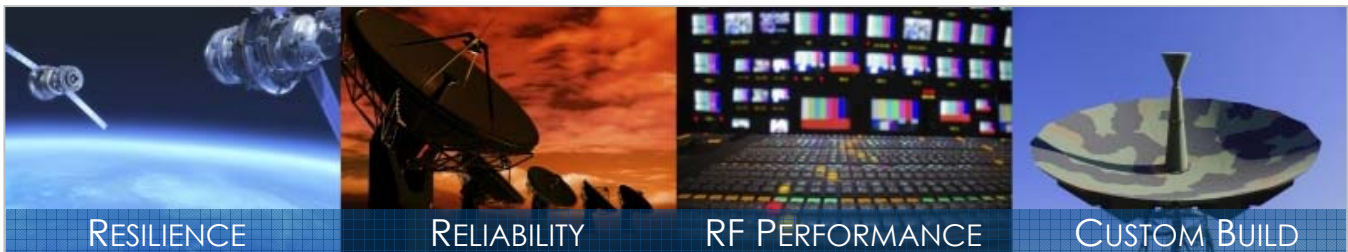
Model Numbers	RF PORTS	Insertion Loss* (dB)		Isolation Typical (dB)	Return Loss (dB)		Phase & Amplitude Misalignment	
		Typ.	Max		Typ.	Min	Φ	Amp(dB)
COM16L1P-2526-S5S5	50 Ω SMA	2.0	3.2	23	20	10	3	0.3
COM16L1P-2526-N5N5	50 Ω N-type	2.2	3.5	20	18	10	4	0.5
COM16L1P-2526-B5B5	50 Ω BNC	2.4	3.5	20	15	10	4	0.5
COM16L1P-2526-B7B7	75 Ω BNC	2.8	4.0	20	14	10	6	0.7
COM16L1P-2526-F7F7	75 Ω F-type	3.0	4.5	18	10	8	10	1.0

* The quoted insertion loss is loss above theoretical due to power split. For 16-way splitters theoretical value is 12dB. 10 MHz insertion loss is 6dB max above the theoretical. Typical values may vary between different production batches.

Maximum acceptable operating parameters for reliable and safe operation

Parameter	Value	Comment
Input RF power	+37 dBm (5W)	Max total RF power
DC Voltage	50V / 5A	Any RF port : 3A Max if SMA or F type connector
Operating temperature	0 to 45°C	Indoor use only
Storage Temperature	-20°C to +75°C	
Humidity	85%	Non-condensing

! Operation beyond these limits may cause instantaneous and permanent damage.



RESILIENCE

RELIABILITY

RF PERFORMANCE

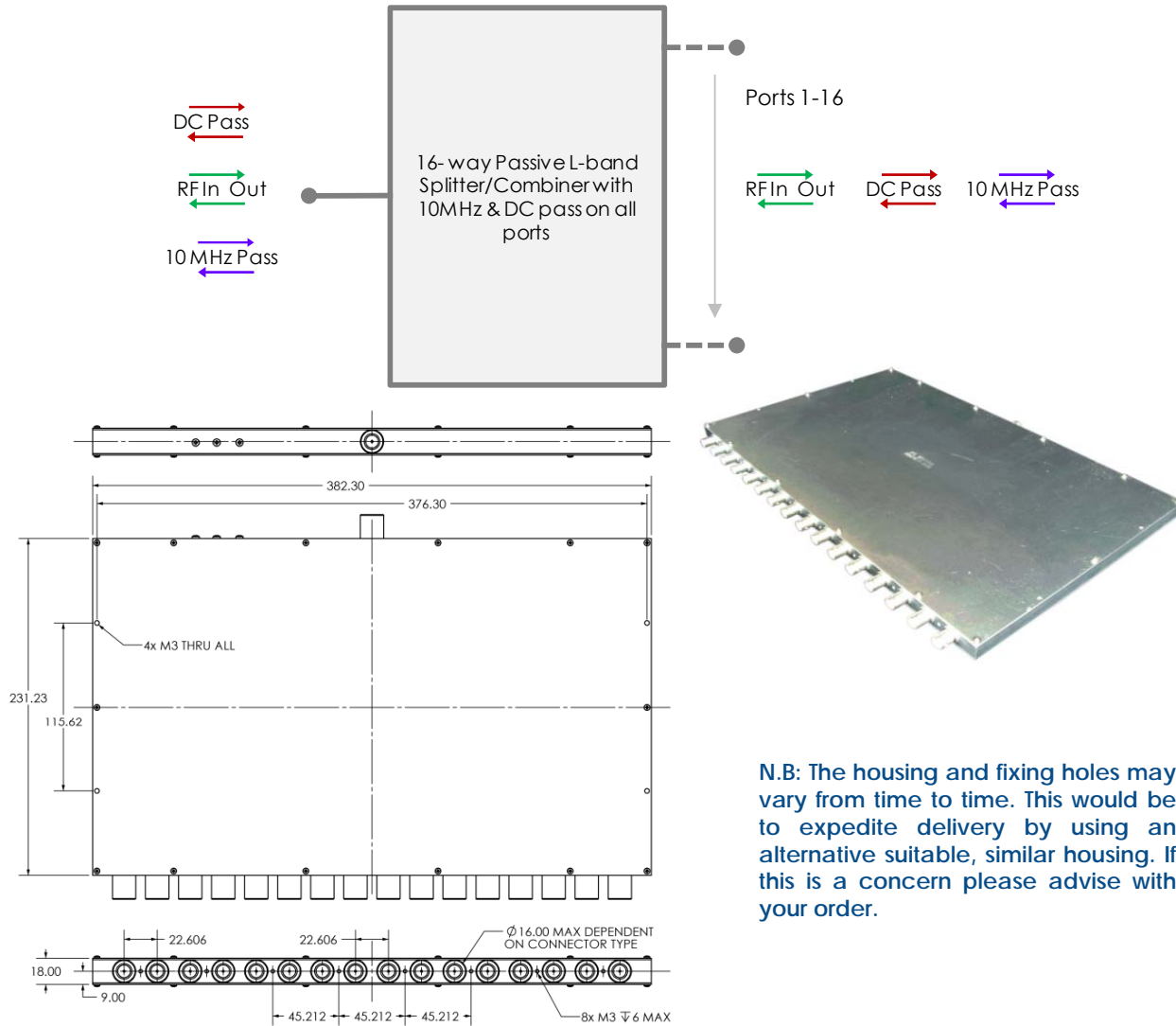
CUSTOM BUILD

COM16L1P-2526

16-way Passive L-band Splitter/Combiner



Vector diagram & physical dimensions



N.B: The housing and fixing holes may vary from time to time. This would be to expedite delivery by using an alternative suitable, similar housing. If this is a concern please advise with your order.

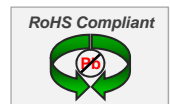
Feature set for some alternative 16-way Passive L-band splitters/combiners

Model Number	DC Pass/Block	10 MHz Pass/Block	Other features
COM16L1P-2526	DC pass on ALL ports	10MHz pass on ALL ports	
COM16L1P-2531	DC block on ALL ports		
COM16L1P-2546	DC block on ALL ports		
COM16L1P-2547	DC pass on ONE port only, DC block on all other ports	10MHz pass on ONE port only, 10MHz block on all other ports	
COM16L1P-2558	DC block on ALL ports	10MHz block on common port	



ETL Systems Ltd, Coldwell Radio Station, Madley, Hereford, HR2 9NE, England

ETL Systems design, develop and manufacture specialist equipment for satellite ground stations. For a full description of the ETL product range, please see our website at www.etlsystems.com. This product range provides the basis for meeting your specific demands.



Tel +44 (0)1981 259020
 Fax +44 (0)1981 259021
info@etlsystems.com