


## 8-way Passive L-band Splitter/Combiner



COM08L1P-2508 is 8-way passive L-band splitter/combiner with 10MHz and DC pass on all ports.

This component is available with the following RF connector options: 50  $\Omega$  SMA, N-type, BNC and 75  $\Omega$  BNC or F-type.

Summary table for RF performance over L-band operation, 850 MHz to 2150 MHz

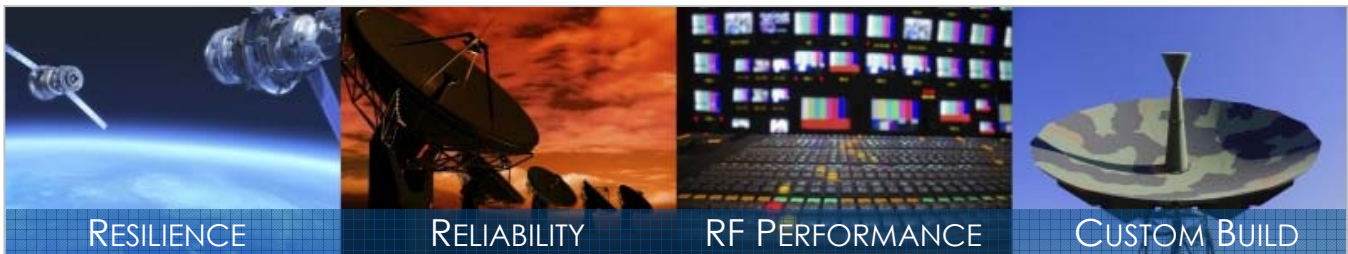
Model Numbers	RF Ports	Insertion Loss* (dB)		Isolation Typical (dB)	Return Loss (dB)		Phase & Amplitude Misalignment	
		Typ.	Max		Typ.	Min	$\Phi$	Amp(dB)
COM08L1P-2508-S5S5	50 $\Omega$ SMA	1.5	2.1	25	20	10	1.5	0.2
COM08L1P-2508-N5N5	50 $\Omega$ N-type	1.5	2.1	23	18	10	1.5	0.3
COM08L1P-2508-B5B5	50 $\Omega$ BNC	1.6	2.4	21	15	10	1.5	0.3
COM08L1P-2508-B7B7	75 $\Omega$ BNC	1.8	2.8	21	15	10	2.0°	0.4
COM08L1P-2508-F7F7	75 $\Omega$ F-type	2.0	3.0	18	12	8	2.5°	0.5

\* The quoted insertion loss is loss above theoretical due to power split. For 8-way splitters theoretical value is 9dB. 10 MHz insertion loss is 3dB max above the theoretical. Typical values may vary between different production batches.

Maximum acceptable operating parameters for reliable and safe operation

Parameter	Value	Comment
Input RF power	+37 dBm (5W)	Max total RF power
DC Voltage	50V / 5A	Any RF port : 3A Max if SMA or F type connector
Operating temperature	0 to 45°C	Indoor use only
Storage Temperature	-20°C to +75°C	
Humidity	85%	Non-condensing

**!** Operation beyond these limits may cause instantaneous and permanent damage.



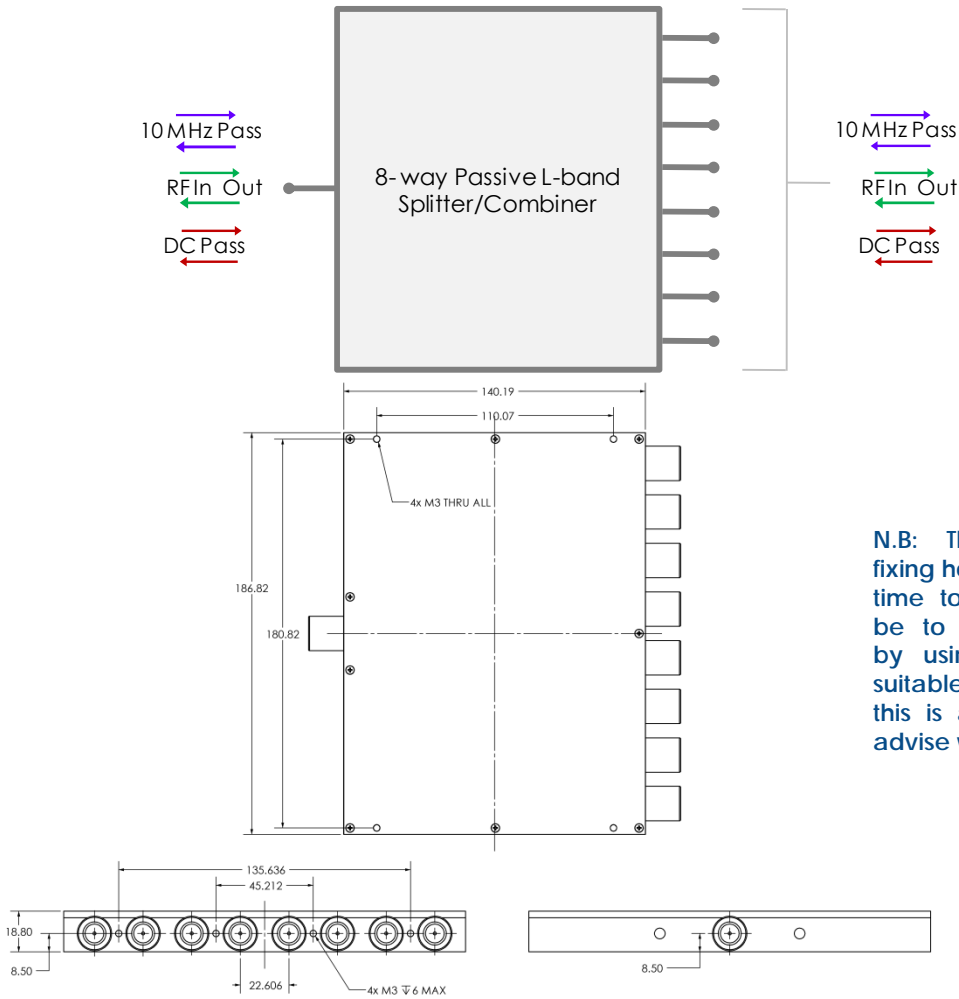
RESILIENCE

RELIABILITY

RF PERFORMANCE

CUSTOM BUILD

### Vector diagram & physical dimensions



**N.B:** The housing and fixing holes may vary from time to time. This would be to expedite delivery by using an alternative suitable, similar housing. If this is a concern please advise with your order.

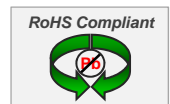
### Feature set for a selection of 8-way passive L-band splitters/combiners

Model Number	DC Pass/Block	10 MHz Pass/Block	Other features
COM08L1P-2508	DC pass on ALL ports	10MHz pass on ALL ports	
COM08L1P-2529	DC block on ALL ports		
COM08L1P-2533	DC pass from common to port-1 and the others are DC blocked		
COM08L1P-2544	DC block on ALL ports	10MHz pass on ALL ports	
COM08L1P-2564	DC pass from common to port-1 and the others are DC blocked	10MHz pass from common to port-1 and the others are D10MHz blocked	
COM08L2P-2519			Integrated coupler



ETL Systems Ltd, Coldwell Radio Station, Madley, Hereford, HR2 9NE, England

ETL Systems design, develop and manufacture specialist equipment for satellite ground stations. For a full description of the ETL product range, please see our website at [www.etsystems.com](http://www.etsystems.com). This product range provides the basis for meeting your specific demands.



Tel +44 (0)1981 259020  
 Fax +44 (0)1981 259021  
[info@etsystems.com](mailto:info@etsystems.com)