

2-way Passive L-band Splitter/Combiner



COM02L1P-2543 is a 2-way passive L-band splitter/combiner with 10MHz and DC pass on a single output port.

This component is available with the following RF connector options: 50 Ω SMA, N-type, BNC and 75 Ω BNC or F-type.

Typical performance over L-band frequency range, 850MHz to 2150MHz

| Model Number | Connector type & impedance | Insertion Loss* (dB) | | Isolation on Typ. (dB) | Ports 1 & 2 | | Common Port | | Phase & Amplitude misalignment | |
|--------------------|----------------------------|----------------------|------|------------------------|-------------|------|-------------|------|--------------------------------|---------|
| | | Typ. | Max. | | Typ. | Max. | Typ. | Max. | Φ | Amp(dB) |
| COM02L1P-2543-S5S5 | 50Ω SMA | 0.4 | 0.7 | 23 | 20 | 14 | 18 | 12 | 3 | 0.20 |
| COM02L1P-2543-N5N5 | 50Ω N-type | 0.5 | 0.8 | 20 | 18 | 14 | 16 | 12 | 3 | 0.20 |
| COM02L1P-2543-B5B5 | 50Ω BNC | 0.5 | 0.8 | 20 | 18 | 14 | 15 | 10 | 5 | 0.20 |
| COM02L1P-2543-B7B7 | 75Ω BNC | 0.6 | 1.0 | 20 | 15 | 12 | 14 | 10 | 5 | 0.25 |
| COM02L1P-2543-F7F7 | 75Ω F-type | 0.7 | 1.2 | 17 | 12 | 8 | 12 | 8 | 6 | 0.30 |

* The quoted insertion loss is loss above theoretical due to power split. For 2-way splitters theoretical value is 3dB. 10 MHz insertion loss on pass port is 1dB, and the rejection on the blocked port is typically 25dB. Typical values may vary between different production batches.

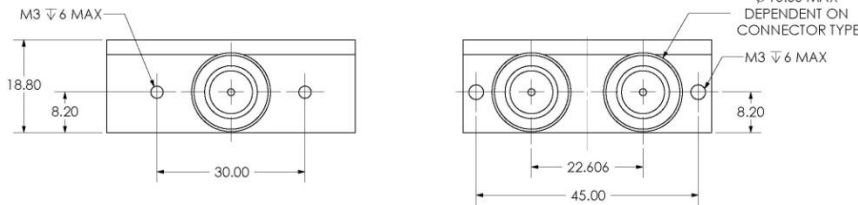
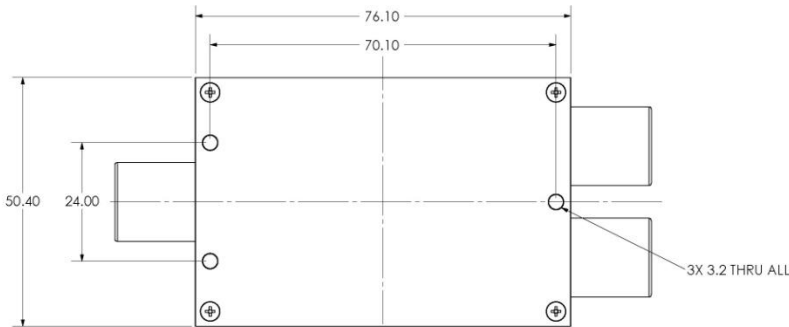
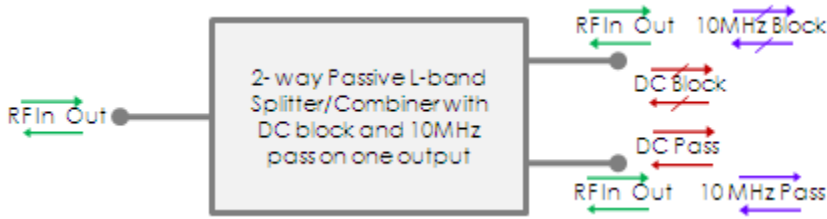
Maximum acceptable operating parameters for reliable and safe operation

| Parameter | Value | Comment |
|-----------------------|----------------|--|
| Input RF power | +37 dBm (5W) | Max total RF power |
| DC Voltage | 50V / 5A | Any RF port : 3A Max if SMA or F type connector |
| Operating temperature | 0 to 45 C | Indoor use only |
| Storage Temperature | -20 C to +75 C | |
| Humidity | 85% | Non-condensing |

! Operation beyond these limits may cause instantaneous and permanent damage.



Vector diagram & physical dimensions



N.B: The housing and fixing holes may vary from time to time. This would be to expedite delivery by using an alternative suitable, similar housing. If this is a concern please advise with your order.


Feature set for alternative 2-way Passive L-band splitters/combiners

| Model Number | DC Pass/Block | 10 MHz Pass/Block | LNB/DC injection |
|---------------|--|--------------------------|---|
| COM02L1P-2501 | DC block on ALL ports | | |
| COM02L1P-2502 | DC pass on ALL ports | 10 MHz pass on ALL ports | |
| COM02L1P-2505 | DC block on ALL ports | | LNB Bias feed on common port |
| COM02L1P-2541 | DC block on ONE port | 10 MHz pass on ALL ports | |
| COM02L1P-2542 | DC block on ALL ports | 10 MHz pass on ALL ports | LNB Bias feed on common port |
| COM02L1P-2562 | DC pass from ALL outputs to common, DC block between outputs | | |
| COM02L1P-2574 | DC block on ALL ports | 10 MHz rejection | |
| COM02L1P-2576 | DC block on ALL ports | | LNB injection on common port by DC injection via filter-con |



ETL Systems Ltd, Coldwell Radio Station, Madley, Hereford, HR2 9NE, England

ETL Systems design, develop and manufacture specialist equipment for satellite ground stations. For a full description of the ETL product range, please see our website at www.etlsystems.com. This product range provides the basis for meeting your specific demands.



Tel +44 (0)1981 259020
 Fax +44 (0)1981 259021
info@etlsystems.com