

2-way Passive L-band Splitter/Combiner



COM02L1P-2501 is a 2-way passive L-band splitter/combiner with DC block on both output ports.

This component is available with the following RF connector options: 50 Ω SMA, N-type, BNC and 75 Ω BNC or F-type.

Typical performance over L-band frequency range, 850MHz to 2150MHz

Model Number	Connector type & impedance	Insertion Loss* (dB)		Isolation Typ. (dB)	Ports 1 & 2		Common Port		Phase & Amplitude misalignment	
		Typ.	Max.		Typ.	Max.	Typ.	Max.	Φ	Amp(dB)
COM02L1P-2501-S5S5	50 Ω SMA	0.4	0.7	23	18	14	18	12	2	0.10
COM02L1P-2501-N5N5	50 Ω N-type	0.5	0.8	20	20	14	17	12	2	0.10
COM02L1P-2501-B5B5	50 Ω BNC	0.5	0.8	20	18	14	15	10	2	0.10
COM02L1P-2501-B7B7	75 Ω BNC	0.6	1.0	20	15	12	14	10	3	0.15
COM02L1P-2501-F7F7	75 Ω F-type	0.7	1.2	17	12	8	12	8	4	0.20

* The quoted insertion loss is loss above theoretical due to power split. For 2-way splitters theoretical value is 3dB. 10 MHz insertion loss is 3dB max above the theoretical. Typical values may vary between different production batches.

Maximum acceptable operating parameters for reliable and safe operation

Parameter	Value	Comment
Input RF power	+37 dBm (5W)	Max total RF power
DC Voltage	50V	Any RF port
Operating temperature	0 to 45 C	Indoor use only
Storage Temperature	-20 C to +75 C	
Humidity	85%	Non-condensing

! Operation beyond these limits may cause instantaneous and permanent damage.

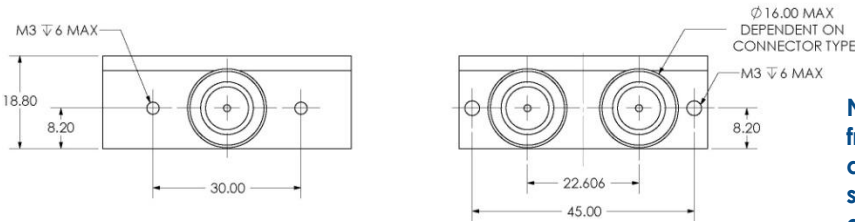
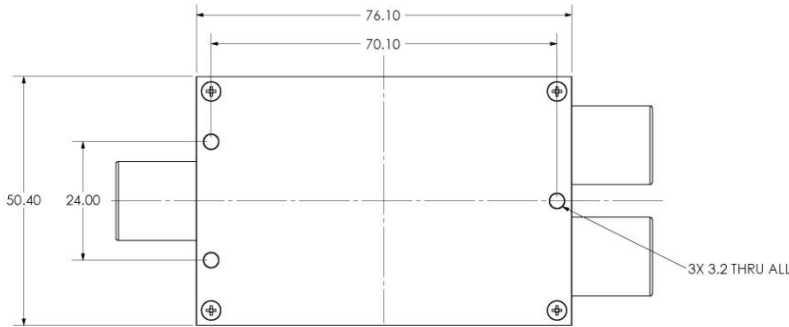


COM02L1P-2501

2-way Passive L-band Splitter/Combiner



Vector diagram & physical dimensions



N.B: The housing and fixing holes may vary from time to time. This would be to expedite delivery by using an alternative suitable, similar housing. If this is a concern please advise with your order.


Feature set for alternative 2-way Passive L-band splitters/combiners

Model Number	DC Pass/Block	10 MHz Pass/Block	LNB/DC injection
COM02L1P-2502	DC pass on ALL ports	10 MHz pass on ALL ports	
COM02L1P-2505	DC block on ALL ports		LNB Bias feed on common port
COM02L1P-2541	DC block on ONE port	10 MHz pass on ALL ports	
COM02L1P-2542	DC block on ALL ports	10 MHz pass on ALL ports	LNB Bias feed on common port
COM02L1P-2543	DC block on ONE port	10 MHz pass on ONE port	
COM02L1P-2562	DC pass from ALL outputs to common, DC block between outputs		
COM02L1P-2574	DC block on ALL ports	10 MHz rejection	
COM02L1P-2576	DC block on ALL ports		LNB injection on common port by DC injection via filter-con



ETL Systems Ltd, Coldwell Radio Station, Madley, Hereford, HR2 9NE, England

ETL Systems design, develop and manufacture specialist equipment for satellite ground stations. For a full description of the ETL product range, please see our website at www.etlsystems.com. This product range provides the basis for meeting your specific demands.



Tel +44 (0)1981 259020
 Fax +44 (0)1981 259021
info@etlsystems.com