



Model Number: **NGM-21-B5**

RF Engineering  
and Custom Build

## **NEXT GENERATION** *NiGMA Matrix Router*

L-band signal routing evolves to new heights



Front View of Model NGM-21 showing touchscreen VGA

ETL's popular high performance NiGMA L-band distributive matrix evolves to set new benchmarks for RF performance and leading edge technologies.

The next generation of NiGMA matrix focuses on **improved resilience and performance** the impact of failure is minimised

As ETL customers use matrices in mission-critical applications, we understand the importance of redundancy and hot swap. Input and output cards, power supplies, CPU controller cards, fans and the new VGA human interface can all be **hot swapped**.

**New Matrix** design means there is one card associated with each input and each output – so failure of a card only affects one channel. For broadcasters, satellite operators and the defence sector, this provides exceptional resilience. The refined design offers rugged dual redundant power supplies with simple front access, enhanced CPU change-out, hot-swap fans and new card connectors. **Web Browser Interface** is standard on an NGM-21.

**Improved RF performance** of the NiGMA which provides superior Isolation, frequency response or flatness, and 1 dB GCP levels – helping our customers ensure that their overall RF chain signal performance is optimised.

**Self Diagnostics** with continuous monitoring (and reporting) of amplifier status, PSU status (including temperature), fan speed and internal communications is included as standard. Any problems are rapidly identified and hot swap means they can be addressed in minutes.





# Model Number: NGM-21-B5

NiGMa L-band Matrix Router

RF Engineering  
and Custom Build

## NEW FEATURES:

A number of new features have been introduced to the NiGMa matrix, including those described below:

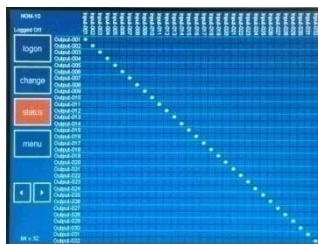
**Fast Matrix Card Changeout** from front and rear



**On board log** records all routing changes for each user



**Touchscreen VGA** control with security log on for up to 10 users



**Aliases** (10 character) on front screen to identify signal sources



## FLEXIBILITY

The Enigma Matrix can be adapted and grown to a number of different sizes

**Master Matrix** offers routing control from touchscreen or remotely

**All modules offer hot-swap CPUs and PSUs** for peace of mind



Front View

**Hot-Swap Input & Output Matrix Cards** on all modules offer easy expansion

**Active Splitter & combiners** offer patch panel & gain options



# Model Number: NGM-21-B5

NiGMa L-band Matrix Router

RF Engineering  
and Custom Build

## Resilience

### Resilience is designed-in

The NiGMa matrix has been designed with resilience in mind. The impact of component failure is minimised and all active components can be hot swapped. Problems are rapidly identified and can be easily sorted out.





### Minimal impact from card failure

One card per input and one card per output mean that the impact of card failure is minimised. Cards can be hot-swapped, and hot expansion can take place in single increments.

### Minimal impact from CPU failure

The matrix contains dual redundant CPU's which both operate in parallel. If one CPU fails the other automatically becomes the master. CPU's can be hot-swapped.



### Minimal impact from PSU failure

Dual redundant PSU's can be hot-swapped.

### Rapid diagnosis of problems

The matrix continuously monitors the conditions of amplifiers, CPUs and PSUs. Any faults are immediately reported through the front panel and remotely. Alarms report the specific faults down to component level.







# Model Number: NGM-21-B5

NiGMa L-band Matrix Router

RF Engineering  
and Custom Build

## Technical specifications and operating parameters

### RF Parameters

Capacity	32 inputs x 32 outputs	
Frequency Range	850-2150 MHz (L-band)	
Gain	0 dB $\pm$ 1 dB nominal	
Flatness	850-2150MHz	$\pm$ 1.5 dB
	Any 36MHz	$\pm$ 0.25 dB
Noise Figure	20 dB typical	
1 dB Compression	5 dBm at unity gain	
Isolation	I/P – O/P	60 dB, typically 70 dB
	I/P – I/P	70 dB
	O/P – O/P	70 dB
Input Return Loss	14 dB typical	
Output Return Loss	16 dB typical	

### Physical

Connectors	BNC
Impedance	50 $\Omega$
Dimensions	6U high x 450mm deep x 19" wide
Weight	29 kg Fully Populated
Colour	White 00-E-55 semi-gloss

### Power

AC Power	85-264Vac 50/60Hz
PSU	Dual redundant
Hot-swap PSU	Yes

### System Control

Local Control	Touchscreen & VGA Display
Remote Connection	Via RS232/RS485 and RJ45 Ethernet
SNMP Traps	For alarms & monitoring
Comms/Power Failure	Retains settings
Remote Control Software	Available
Web Browser Interface	Standard

### Environmental

Operating temperature	0 to 45°C
Location	Indoor use only
Storage temperature	-20°C to +75°C
Humidity	85% non-condensing

### Key Features

Input Splitter Cards	One Card per input
Output Switch Cards	One Card per output
Matrix Cards	Single, Hot-swap
CPU	Dual redundant, Hot-swap
PSU	Dual redundant, Hot-swap
Self Diagnostics	Continuous Monitoring

ETL SYSTEMS LIMITED  
Coldwell Radio Station  
Madley  
Hereford  
England HR2 9NE

TELEPHONE  
+44 (0)1981 259020  
  
EMAIL  
info@etlsystems.com

FACSIMILE  
+44 (0)1981 259021  
  
WEB  
www.etlsystems.com

